

WARNING!

Many rides at Gilroy Gardens are dynamic and thrilling. There are inherent risks in riding any amusement ride. For your protection, each ride is rated for its special features, such as high speeds, steep drops, sharp turns or other dynamic forces. If you choose to ride, you accept all of these risks. Restrictions for guests of extreme size (height or weight) are posted at certain rides. Guests with disabilities should refer to our Ride Admission Policy available at the *Welcome Center*. Participate responsibly. You should be in good health to ride safely. You know your physical conditions and limitations, Gilroy Gardens does not. If you suspect your health could be at risk for any reason, or you might aggravate a pre-existing condition of any kind, DO NOT RIDE!

All passenger restraint systems, including lap bars, shoulder harnesses and seatbelts, must be positioned, fastened and tightened properly to allow guests to ride.

Information in this guide is subject to change.



3050 Hecker Pass Hwy • Gilroy, CA 95020
www.gilroygardens.org

©2023 Gilroy Gardens, Inc.

A 501(c)(3) Nonprofit Corporation Created & Built by Michael Bonfante.



Welcome to Gilroy Gardens!

We are glad you are here! At Gilroy Gardens we are proud to have earned one of the best safety records in the industry. We are committed to providing our guests with a safe environment and we want our guests to have a safe and enjoyable day. We are continually striving to improve our facilities. If you have a suggestion for an improvement or have questions not answered in this brochure, please stop at the *Welcome Center*.

Many amusement park rides incorporate safety systems designed by the manufacturer to accommodate people of average physical stature and body proportion. These safety systems may place restrictions on the ability of an individual to safely experience the ride. Guests of larger or smaller size, guests who have a history of heart, back or neck trouble, pregnant guests, guests who have had recent surgery, or guests with casts, braces, restrictive devices or disabilities may not be safely accommodated by these systems. For example, height requirements are based on the size needed for the safety restraints to function properly and the level of maturity usually associated with a certain height.





Gilroy Gardens's Ride Admission Policy has been developed in consultation with industry experts, based on the recommendations of the manufacturer, our past experience and our evaluation of each ride using our knowledge of the ride in both normal and emergency operating conditions. Our prime consideration is the ability of each person to endure the dynamics of a ride without risk of injury to that person or other riders.

If you feel that you or a member of your party may be affected by this policy, you are encouraged to visit the *Welcome Center* to obtain a list of rides you can safely ride. Your Rider Access Form will provide information for our ride operators to help accommodate you.

GGPS (Rev. 7-21-23)














Ride Rating System

A Ride Rating Program has been designed which provides a scale for rating the thrill factor of each ride. The intent is to provide a scale to guide guests in determining which attractions to ride based on their own experience level, physical condition, and abilities.

CATEGORY	DESCRIPTION
Low Thrill	 Rides that are generally calm and gentle in nature.
Mild Thrill	 Rides that generally have low speeds with gentle motion and braking. Riders have smooth transitions with some changes in elevation and speed.
Moderate Thrill	 Rides that generally have low to medium speeds and/or heights with moderate motion and braking. Riders may encounter unexpected changes in direction and/or speed during portions of the ride.
High Thrill	 Rides that generally have medium to high speeds and/or heights with moderate to rapid braking. Riders may encounter unexpected changes in speed, direction and/or elevation.

Key to Symbols

These symbols along with the ride ratings are used to define our rides on the following pages.

 Ambulatory	 Must be accompanied by a supervising companion, of proper height to ride
 Accommodates Wheelchair	 An adult must be accompanied by a child to ride
 Transferable	 Must be at least this height to ride
 Prohibited for guests with back trouble	 Prohibited for guests who have had recent surgery
 Prohibited for pregnant guests	 Prohibited for guests with heart trouble or high blood pressure
	 Cannot be any taller than this to ride/participate
	 Service Animals allowed on this ride
	 Prohibited for guests with neck trouble

Please Ride Safely

While all amusement attractions have associated risks, certain individuals are at increased risk for injury from these attractions. Carefully evaluate each attraction to determine if you or members of your party can safely participate. We reserve the right to deny access to a ride to anyone who we feel may not be able to safely experience the ride or may be a hazard to other riders.

A Rider Safety Guide sign is posted at every ride and alternate access entrance. These signs provide height requirements, health restrictions, ride ratings, ride accessibility and special instructions regarding the ride. Review these signs prior to accessing the ride and ensure to follow all instructions provided.

Before riding, please note all safety warnings for each ride. In general:

- Face forward and remain seated in an upright position with your back and shoulders against the seat back and hold on until the ride comes to a complete stop.
- All passenger restraint systems, including lap bars, shoulder harnesses and seat belts, must be positioned, fastened and tightened at all times.
- Due to the nature of our rides, backpacks, purses, electronics, stuffed animals and other loose items are not permitted on most rides. Glasses must be secured. Smaller items may be secured in cargo pockets or waist packs as long as they do not interfere with the restraint system. Smaller items may be left in a locker or with a non-rider. Gilroy Gardens is not responsible for lost or stolen items. You are responsible for your personal property.
- No picture taking, cell phone or electronic usage while riding.
- Keep all parts of your body inside the ride unit at all times.
- Shirt, shoes, and shorts/pants are required on most amusement park rides.
- Finish food and drink before boarding.
- Smoking, including e-cigarettes, is only permitted in Parking Lot A.

In general, all riders should be in good health and free from any conditions known or unknown that might be aggravated by riding. If you have any doubt about your ability to safely experience a ride, we urge you to

consult with our staff at the *Welcome Center*. Remember, if you suspect your health could be at risk for any reason, or you could aggravate a pre-existing condition of any kind, **DO NOT RIDE**.

Generally, guests must have the ability to brace themselves upright in the seat and support their head and neck during the ride movements. Riders using wheelchairs will have to transfer from their wheelchair to the ride unit by themselves or assisted by a member of their party in order to be able to ride. You should plan your visit with someone who can physically help you when necessary.

As a rider, you are responsible for your own safety. Please read this guide and all instructional signs before riding. Listen to and follow all operator instructions. Any person who intentionally removes a safety restraint, violates a park safety policy, or appears to be under the influence of alcohol or chemical intoxicants will be removed from the park without refund.

Any guest intentionally dropping or throwing an item from a ride will be required to leave the park.

Alternate Access Entrances & Attraction Boarding Passes

Gilroy Gardens's Ride Admission Policy and Alternate Access Entrances are designed to help you safely experience our facilities and provide equal access to all guests.

The safety of guests and associates is our #1 priority at Gilroy Gardens. Safety is a shared partnership between the park and our guests. Not everyone can safely enjoy every ride. Guests are asked to review and carefully consider the ride restrictions using good judgment. However, we reserve the right to make the final decision regarding the eligibility of a rider based on a person's size, weight, willingness to ride, or other limitations. Please refer to your individual Rider Access Form for rides that will safely accommodate you.

If you require the use of an Alternate Access Entrance, please visit the *Welcome Center* to obtain a Rider Access Form and Boarding Pass. Alternate Access Entrances are intended to accommodate guests with mobility restrictions or cognitive impairments and not to bypass others waiting in line. This service is available for a guest with restricted mobility or cognitive impairments and up to 3 companions.

To provide equal access for all guests, we have developed a Boarding Pass Program which allows guests with mobility restrictions or cognitive impairments to access rides at specified times via the Alternate Access Entrance (usually a ride's exit or Fast Lane entrance) in order to avoid crowds and waiting in the regular lines. Guests who are in possession of a Boarding Pass will be immediately entitled to arrive at the eligible ride of their choice any time after receipt of the Boarding Pass.

When the guest arrives at the Alternate Access Entrance of the ride, the guest will receive the next ride time (an actual time) based on the wait time of the attraction on which the guest has selected to participate first. The guest will be welcome to participate, and then will be required to wait until the time indicated on the Boarding Pass before being permitted to participate on the next attraction of choice. When that time arrives, the guest should use the Alternate Access Entrance and show the pass to the ride associate, who will assist the guest and their group with participating as well as issuing their next time based on that attraction's wait time. The process will continue throughout the day. Guests can then choose to rest comfortably away from the queue area or visit a shop, see a show or play a game until their boarding time.

Information on where guests access the ride is posted on each ride's Rider Safety Guide sign. All guests, regardless of point of access, are required to meet all riding requirements for the ride, including height and medical restrictions in order to ride/participate.

Here's How it Works:


- The guest with a mobility or cognitive impairment should visit the *Welcome Center* upon his/her arrival at the park to express their inability to wait in the regular line. Some questions are asked to ensure that the rider has the required physical criteria in order to safely experience rides, and a Boarding Pass is issued for the guest in question and up to 3 riding companions.
- In addition to a Boarding Pass, the guest with a mobility or cognitive impairment will receive a "Rider Access Form" that lists the rides that the guest with a disability can safely enjoy.
- The guest may proceed to the eligible ride or their choice after receipt of the Boarding Pass.
- When the guest arrives at the Alternate Access Entrance of the ride, the associate will issue the

guest's next ride time (an actual time) based on the wait time of the ride the guest has selected first. The guest will be welcomed to ride, and then will be required to wait until the time indicated on the Boarding Pass before being permitted to participate on the next ride of choice. When that time arrives, the guest should use the Alternate Access Entrance and show the pass to the associate, who will assist the guest and their group with participating as well as issuing their next time based on that ride's wait time. The process will continue throughout the day.

- The guest listed on the Boarding Pass must be present as a rider when a Boarding Pass is being utilized.
- Guests may not accumulate more than one boarding time at a time.




Additional Info & Services

Our goal is to make Gilroy Gardens as enjoyable and barrier-free as possible. Listed below are some of the services we offer. Please feel free to suggest areas in which we might improve in the future.

1.  Interpretive Services—If requested at least one week in advance, Gilroy Gardens will provide American Sign Language Interpretation at live show venues. To arrange for sign language interpreting services, please contact our Call Center at (408) 840-7100 or email us at answers@gilroygardens.org.
2. Private restroom facilities for guests needing the assistance of another guest are available at First Aid. Wheelchair accessible stalls are located at all restrooms.
3. On most rides where guests in wheelchairs can be accommodated, guests will have to leave their wheelchair to be seated. On the Bonfante Railroad, each train can accommodate one wheelchair and one attendant in a special area at the rear of each train.
4. Wheelchair, Stroller and ECV Rental—A limited supply of wheelchairs, electric convenience vehicles (ECV) and strollers are available for rent at Scooterbug Stroller Rentals. However, since wheelchairs, ECVs, and strollers are rented on a first-come, first-served basis and cannot be reserved in advance, we urge guests to bring their

own. Quantities are limited. For those guests who choose to use a battery-powered vehicle or wheelchair, we require a safe speed be maintained while traveling in the park.

Wheelchairs, ECVs and strollers may not be taken out of the Park gates or to the parking lot. However, a park associate will be happy to provide any assistance you may need at that time. For any guest using a personal Segway, please stop by Guest Services.

5.  We have two First Aid buildings. One is located next to Redwood Station. The other is behind the Monarch Garden greenhouse. Wheelchair access to this location is between the greenhouse and the Quicksilver Express Mine Coaster. Ask any park employee for directions or you may request First Aid to come to you.
6. Guests requiring handicap parking spaces should ask security or toll booth personnel for the exact location. Permits are required to use these spaces.
7. Guests may recharge their wheelchair battery at the Rentals area just inside the Front Gate or First Aid.
8. All shows and most attractions are wheelchair accessible.
9.  Special Dietary Needs—Although food and beverages are not allowed in the park, individuals who have special diets or need items due to a medical condition may bring small coolers to accommodate such needs. Please visit Guest Services for more information.
10.  Service animals are welcome at Gilroy Gardens. A service animal is defined as a dog or miniature pony that has been individually trained to perform tasks for a person with disabilities. Service animals must be controlled with a restraining device and must display appropriate behavior at all times while on our property. There is a limit of one service animal per guest. A relief area is located in the grass area near Oak Park Playground and Apple & Worm.

Due to the nature of most rides, service animals must remain with a non-riding member of your party. We are not permitted to take control of your service animal. Guests may take advantage of our Parent Swap policy for staying with the service animal. Visit the *Welcome Center* for


more information.

Service animals are permitted only on these rides:

- Bonfante Railroad
- Claudia’s Carousel (chariot only)
- Illions Supreme Carousel (chariot only)

Service animals are allowed around water features and attractions with the exception of:

- Water Oasis Lagoon and Water Slides

11.  Child Swap Policy. Guests with young children may take turns experiencing rides with height or age requirements while waiting in the queue line just once. Here’s how it works: The entire party enters the queue. When the party reaches a certain point in the queue, an operator will allow at least one member of the party to wait with the unqualified guest at the designated exit area, while the rest of the party enjoys the ride. When they have finished, the guest waiting with the unqualified guest enters the attraction through the exit and gets to ride in the next available seat or unit without waiting in line, while those that have already ridden exit and now wait with the unqualified guest.

Camera Policy



For safety reasons, we cannot permit on-ride photography, videotaping or filming of any kind on the following rides:

- Banana Split
- Mushroom Swing
- Quicksilver Express Mine Coaster
- Timber Twister Coaster

Definitions

Every ride entrance lists height requirements and special instructions regarding the ride. Gilroy Gardens uses the following terms:

Supervising Companion: Many of our rides have height requirements that allow a guest under that requirement to ride with a supervising companion. A supervising companion is someone who meets all the requirements to ride the ride themselves, is 14 years of age or older, and demonstrates appropriate observed

behavior. Supervising companions are responsible for ensuring that the guest remains seated properly and follows all rules and regulations. The supervising companion must be seated in the same seat (row) as the guest who needs accompaniment and can accompany the number of riders for which the seat is designed. For example, if a seat is designed for three people, the supervising companion can accompany two riders.

Hand-held Infant: A hand-held infant is a child who is unable to walk to the ride unit independently or maintain independent seated postural control. Hand-held infants are permitted on chariots of Illions Supreme Carousel and Claudia's Carousel, as well as the Trains.

Ability to hold on or brace: Ability to use one's arms to maintain a grasp on an assist bar and support one's body during normal and emergency procedures on a ride and to use one's legs to brace to maintain a seated position during the forces of the ride.

Evacuations

Evacuations may be required due to such causes as a mechanical problem, weather conditions or power interruption. If an evacuation is required, guests may need to maneuver across catwalks, from the highest point of the ride and down steeply inclined catwalks or steps. Ride units may also stop at the top of lifts or on the ride course due to mechanical reasons. Certain evacuations may require guests to use additional safety equipment during the process. Remain seated until given instructions. In Water Oasis, guests may be asked to evacuate pools as quickly as possible using stairs or ladders. If an evacuation from a ride/attraction is required, for safety reasons, we may evacuate ambulatory guests prior to evacuating those guests using wheelchairs. If so, you accept any risk due to delayed evacuation of if we need to physically lift or lower you. If your wheelchair can be safely accommodated on a ride, you are responsible for it being able to withstand the movement of the ride.

Guests of Larger Size

All passenger restraint systems, including lap bars, shoulder harness and seatbelts must be positioned and fastened properly to allow guests to ride. Due to rider restraint system requirements, guests of a larger size may not be accommodated on some of our rides. This

may apply, but not be limited to, guests who exceed 6'-2" in height, or those who exceed 225 pounds, have a 40" waistline or 52" chest or females who exceed 200 pounds or wear a size 18 or larger.

Maximum recommended weight limits can be found under the individual rides in this guide and on the Rider Safety Guide Signs at the entrance/exit to rides with restrictions.

If you are concerned whether or not you can be accommodated safely on a ride, you may enter the ride via the exit to ensure the restraints function properly prior to waiting in line. The rest of your party may wait for you outside the exit.

Health Restrictions



Each ride is evaluated against 5 primary health restrictions. These restrictions are:

- Recent Surgery
- Heart Trouble/High Blood Pressure
- Neck Trouble
- Back Trouble
- Pregnancy

If you are in doubt about your ability to safely experience a ride or would like more rider information, please review the information for each attraction in this Guest Assistance Guide or review the Safety Guides and all warning signs posted at each ride entrance and exit.

Loose Articles



Most rides cannot accommodate loose articles including cell phones, hats, cameras, purses, backpacks, basketballs, umbrellas, beverage containers, electronic devices, etc. Items must be safely secured in cargo pockets, a waist pack, in a bin on the ride platform, left in a locker or with a non-rider. Gilroy Gardens is not responsible for lost, stolen, or damaged items.

Extra or bulky clothing, backpacks, and anything else that could potentially be between the rider and the restraint will not be allowed. The restraint mechanism must be secured snug against the rider's body.

For safety reasons, cell phone usage, taking pictures and filming on rides is prohibited. Glasses must be secured on all rides. Glasses must be secured by an athletic strap or they cannot be worn on the ride.

FOR YOUR SAFETY, DO NOT ENTER UNAUTHORIZED AREAS TO RETRIEVE LOST ARTICLES. You may be seriously injured or killed if you enter unauthorized areas. If you lose an article on a ride, you may notify a Rides Associate or check the Lost and Found at the end of the day.

Lost & Found

All items found at Gilroy Gardens are turned in to the *Welcome Center*. If you lose an item on a ride, we will search for the article as soon as possible. In order to keep the ride in operation, an immediate search may not be possible. Please visit the *Welcome Center* to complete paperwork to ensure the item is returned to you if it is found.

FOR YOUR SAFETY, DO NOT ENTER UNAUTHORIZED AREAS. You may be seriously injured or killed if you enter unauthorized areas.

Pregnancy

Guests who are pregnant may only ride:

- Artichoke Dip
- Claudia's Carousel
- Bonfante Railroad
- Illions Supreme Carousel
- Panoramic Wheel
- Rainbow Garden Round Boat Ride
- Sky Trail Monorail
- Strawberry Sundae

And may only participate in these water park attractions:

- Water Oasis Lagoon

Prosthetic Devices

Guests with any type of prosthesis should not ride unless they can ensure the device is properly secured and will remain in place during the ride. All riders must be able to maintain the proper riding positioning. Guests should visit the *Welcome Center* or First Aid prior to riding to ensure a safe riding experience.

Prosthetics are NOT allowed on the following:

- Mushroom Swing
- Quicksilver Express Mine Coaster
- Timber Twister

Rider Criteria

Gilroy Gardens's Ride Admission Policy is designed to allow our guests to participate in the enjoyment of our rides as much as possible. The policy was developed by analyzing the physical and mental attributes required to safely ride each particular ride. Each ride was evaluated for the criteria necessary for an individual to ride safely. It is our policy to allow anyone to ride who meets all these requirements and is not a hazard to himself or others. We continue to evaluate and update our Ride Admission Policy as necessary.

The evaluation of each ride considered the following criteria which may be required to ride a particular ride safely:

1) Ability to exhibit independent seated postural control under the dynamic conditions of the ride:

The guest must have the body and spinal control to sit upright without the aid of other people or devices and be able to maintain the proper riding posture even during bumping or other characteristic movements of the ride. Certain ride units, such as carousel horses, require the ability to form a saddle posture with the guest's thighs.

2) Appropriate center of gravity: The guest's body must have the appropriate weight distribution for that ride.

3) Ability to hold on with one functioning arm: A functioning arm is an upper extremity or prosthesis exhibiting good grip control, the ability to brace, and strong enough to allow the guest to maintain the proper riding position throughout the duration of the ride.

4) Ability to hold on with two functioning arms: Ability to hold on with two functioning arms as defined under #3 above.

5) Ability to brace self with one functioning leg: Guests must have one functioning leg to be used for bracing the body during the course of the ride. A functioning leg may be a normal leg or a prosthesis which can be used for bracing.

6) Ability to brace self with two functioning legs:

Guests must have two functioning legs to be used for bracing the body during the course of the ride and maintaining balance when entering and exiting a ride unit. A functioning leg may be a normal leg or a prosthesis (see page 6 Prosthetic Devices) which can be used for bracing.

7) Minimum of two functioning extremities: Guests must have a minimum of two functioning extremities (two legs, two arms, or one arm and one leg) to brace themselves during the ride and assist in entering and exiting the ride unit.

8) Minimum of three functioning extremities: Guests must have a minimum of three functioning extremities (two legs and an arm or two arms and a leg) to brace themselves (with tripod bracing) during the ride.

9) Ability to enter/exit the attraction within specified parameters without endangering self or others: Riders must be able to enter and exit the ride without jeopardizing themselves or others and to assist with their own evacuation, if necessary. This may include special arrangements such as entering through the Alternate Access Entrance (the exit or Fast Lane entrance) or having someone aid you in boarding. For the safety of our associates and guests, ride operators are instructed not to perform any lifting of guests.

10) Guest demonstrates appropriate observed behavior indicating a willingness and ability to participate and/or follow rider requirements. Appropriate observed behavior may include, but not be limited to maintaining proper riding position, attention and compliance to safety instructions, proper use of all ride safety equipment and willingness to participate.

11) Guests have a duty to:

- ◆ Exercise good judgment
- ◆ Act in a responsible manner while using amusement rides
- ◆ Obey all warnings prior to and during participation
- ◆ Not participate while under the influence of alcohol or drugs
- ◆ Properly use all ride safety equipment provided

Casts and Braces

Guests with casts or braces will be restricted from riding rides where the cast or brace will not fit inside the ride unit or where it will present a hazard to the guest or others. Guests with full arm (elbow restricted) and full leg (knee restricted) casts or braces are restricted from most rides at Gilroy Gardens. We suggest you delay your visit until the cast is removed. Casts and braces with exposed metal parts are not permitted on the slides in Water Oasis.

Access Symbols

Symbols indicate boarding procedures for each ride and are defined below.



This symbol identifies rides where guests must be able to walk independently or be assisted by a member of their party. A wheelchair may be left in a designated position on or near the ride platform.



This symbol is used to identify rides where guests may remain in their wheelchair. Rides are:

- Bonfante Railroad
- Bonfante Falls
- Water Oasis Lagoon



This symbol identifies rides that can accommodate guests who are able to transfer from the wheelchair to the ride unit by themselves or assisted by a member of their party.

Rides

The following descriptions are designed to give you information on the type of actions caused by various rides. Each of the following attractions will identify the restrictions according to the criteria itemized above. **In order to participate on most attractions, guests must have seated postural control, appropriate center of gravity, appropriate observed behavior and the ability to enter and exit the ride safely.** Specific exceptions or qualifications to those four criteria will be noted in the information provided below. If you have been authorized for Alternate Access, follow the directions listed under each ride.

APPLE & WORM 1



Guest must be at least 48” tall to ride alone. Under 48” must ride with a Supervising Companion. Low speed ride with moderate motion and some changes in elevation. **Hand held infants are not permitted on this ride.**

Restraint System: A shared lap bar and seatbelt secures each rider across the pelvis and thighs.

Rider Criteria: Guest with two functioning arms are sufficient instead of three functioning extremities if the guest has normal center of gravity and lower extremities are sufficiently strong to maintain proper riding posture under the dynamic conditions of the ride. Guests with a full arm cast, or braced arm cast are not permitted to ride.

Rider Access: Alternate access is available at the ride exit. Riders will have to take several steps on their own or with the assistance of a companion, and be capable of stepping over the side of the ride unit.

ARTICHOKE DIP 1



Guest must be at least 36” tall to ride alone. Under 36” must ride with a Supervising Companion. **Hand held infants are not permitted on this ride.**

Restraint System: An individual seatbelt secures each rider across the pelvis and thighs. A door further

encloses the ride unit.

Rider Criteria: Guest must have a minimum of three functioning extremities. Guests with a full arm cast, or braced arm cast must be able to ride comfortably.

Rider Access: Alternate access is available at the ride exit. Riders will have to take several steps on their own or with the assistance of a companion, and be capable of stepping up into the ride unit.

BALLOON FLIGHT 2



Guest must be at least 36” tall to ride alone. Under 36” must ride with a Supervising Companion. **Hand held infants are not permitted on this ride.**

Restraint System: A shared seatbelt secures all riders in the row across the thighs and pelvis. A door further encloses the ride unit.

Rider Criteria: Guest with two functioning arms are sufficient instead of three functioning extremities if the guest has normal center of gravity and lower extremities are sufficiently strong to maintain proper riding posture under the dynamic conditions of the ride. Guests with a full arm cast, full leg cast or braced arm cast must be able to ride comfortably.

Rider Access: Alternate access is available at the ride exit. Riders will have to take several steps on their own or with the assistance of a companion, and be capable of stepping up into the ride unit.

BANANA SPLIT 3



Guest must be 48” tall to ride. **Hand held infants are not permitted on this ride.**

Restraint System: A shared lap bar is positioned above the laps of all riders in the row.

Rider Criteria: Guest with two functioning arms are sufficient instead of three functioning extremities if the guest has normal center of gravity and lower extremities are sufficiently strong to maintain proper riding posture under the dynamic conditions of the ride. Guests with a cervical collar, neck brace, or braced arm cast, are not permitted to ride.

Rider Access: Alternate access is available at the ride

exit. Riders will have to take several steps on their own or with the assistance of a companion, and be capable of stepping up into the ride unit.

BIG RED ENGINE CO.



1

Guest must be under 48” tall to ride. **Hand held infants are not permitted on this ride.**

Restraint System: An individual seatbelt secures each rider across the pelvis and thighs.

Rider Criteria: Guest with two functioning arms are sufficient instead of three functioning extremities if the guest has normal center of gravity and lower extremities are sufficiently strong to maintain proper riding posture under the dynamic conditions of the ride. Guests with a full arm cast, full leg cast or braced arm cast must be able to ride comfortably.

Rider Access: Alternate access is available at the ride exit. Riders will have to take several steps on their own or with the assistance of a companion, and be capable of stepping up into the ride unit.

BONFANTE RAILROAD 2



Guest must be at least 36” tall to ride alone. Under 36” must ride with a Supervising Companion.

Restraint System: A door encloses the ride unit.

Rider Criteria: Guests must have a minimum of two functioning extremities; one functioning arm and one functioning leg. Guests with a full arm cast, full leg cast or braced arm cast must be able to ride comfortably.

Rider Access: Alternate access is available at the ride exit. Guest using wheelchair can use the Ramp and or wheel chair lift (at Coyote Station). Riders will have to take several steps on their own or with the assistance of a companion, and be capable of stepping up into the ride unit.

BULGY THE GOLDFISH 1



Guest must be under 48” tall to ride. **Hand held infants**

are not permitted on this ride.

Restraint System: An individual seatbelt secures each rider across the pelvis and thighs.

Rider Criteria: Guest with two functioning arms are sufficient instead of three functioning extremities if the guest has normal center of gravity and lower extremities are sufficiently strong to maintain proper riding posture under the dynamic conditions of the ride. Guests with a full arm cast, full leg cast or braced arm cast must be able to ride comfortably.

Rider Access: Alternate access is available at the ride exit. Riders will have to take several steps on their own or with the assistance of a companion, and be capable of stepping up into the ride unit.

CLAUDIA’S CAROUSEL 1



Guest must be under 48” tall to ride the Horse. Over 48” must sit on a chariot and be accompanied by someone under 48”.

Restraint System: An individual seatbelt secures each rider across the pelvis and thighs.

Rider Criteria: Guest must have a minimum of three functioning extremities. Guest with one functioning leg must be able to straddle the unit.

Rider Access: Alternate access is available at the ride entrance. Riders will have to take several steps on their own or with the assistance of a companion, and be capable of stepping up into the ride unit.

GARLIC TWIRL 3



Guest must be 40” tall to ride. **Hand held infants are not permitted on this ride.**

Restraint System: A door encloses the ride unit.

Rider Criteria: Guest must have a minimum of three functioning extremities. Guests with a cervical collar, neck brace, broken collar bone, full arm cast, braced arm cast, or full leg cast are not permitted to ride.

Rider Access: Alternate access is available at the ride exit. Riders will have to take several steps on their own or with the assistance of a companion, and be capable of stepping up into the ride unit.

ILLIONS SUPREME CAROUSEL



Guest must be 48” tall to ride alone. Guest Under 48” must be ride with a supervising companion.

Restraint System: Due to the inherent nature of this ride, guests must have the ability to straddle the ride unit. Guests unable to straddle the ride unit must ride in a chariot.

Rider Criteria: Guests must have at least one functioning arm. Guests must also have the ability to enter and exit the ride safely, maintain seated postural control, have an appropriate center of gravity, and demonstrate appropriate observed behavior. Guests who do not meet these requirements must ride in a chariot and be accompanied by a supervising companion. Guests with a full leg cast must ride in a chariot.

Rider Access: Alternate access is available at the ride exits. Riders will have to take several steps on their own or with the assistance of a companion, and be capable of stepping up into the ride unit.

MUSHROOM SWING 3



Guest must be 48” tall to ride. Maximum Weight – 230 lb. per rider. **Hand held infants are not permitted on this ride.**

Restraint System: An individual lap bar and a between-the-leg safety belt secures each rider.

Rider Criteria: Guests must have a minimum of two functioning extremities; one functioning arm and one functioning leg. Two functioning arms are sufficient instead of one functioning arm and one functioning leg if the guest has a normal center of gravity and lower extremities are sufficiently strong to support weight against the restraint under the dynamic conditions of the ride. Amputations must be at the knee or below. Guests with a cervical collar, neck brace, braced arm cast, or full leg cast are not permitted to ride. Guests with any type of prosthesis should not ride unless they can ensure the device is properly secured and will remain in place during the ride.

Rider Access: Alternate access is available at the ride exit. Riders will have to take several steps on their own and be capable of stepping up into the ride unit.

PADDLE BOATS 2



Must be at least 48” to ride alone. Under 48” must ride with a supervisor companion. **Hand held infants are not permitted on this ride.**

Restraint System: An individual lap bar and a between-the-leg safety belt secures each rider.

Rider Criteria: Guests must have a minimum of two functioning extremities; one functioning arm and one functioning leg. Guest with cervical collar, neck brace, braced arm cast and full leg cast are not permitted to ride.

Rider Access: Alternate access is available at the ride exit. Riders will have to take several steps on their own and be capable of stepping down into the ride unit.

PANORAMIC WHEEL 2



Guest must be 48” tall to ride alone. Under 48' must ride with a supervising companion. No single riding allowed. **Hand held infants are not permitted on this ride.**

Restraint System: A shared seatbelt secures all riders in the row across the thighs and pelvis. A door further encloses the ride unit.

Rider Criteria: Must have at least one Functioning Extremities. Must have sufficient lower extremities to ensure the ride restraint system adequately restrains rider. Guest with braced arm cast and full leg cast must be able to ride comfortably.

Rider Access: Alternate access is available at the ride exit. Riders will have to take several steps on their own and be capable of stepping down into the ride unit. Wheel chair Access via the entrance.

PIT STOP RACER 1



Guest Must be under 48” tall to ride. **Hand held infants are not permitted on this ride.**

Restraint System: An individual seatbelt secures each rider across the pelvis and thighs.

Rider Criteria: Guest with two functioning arms are sufficient instead of three functioning extremities if the guest has normal center of gravity and lower extremities are sufficiently strong to maintain proper riding posture under the dynamic conditions of the ride. Guests with a full arm cast, full leg cast or braced arm cast must be able to ride comfortably.

Rider Access: Alternate access is available at the ride exit. Riders will have to take several steps on their own or with the assistance of a companion, and be capable of stepping into the ride unit.

QUICKSILVER EXPRESS 4 MINE COASTER



Guest must be 48” tall to ride alone or 42” tall and accompanied by a supervising companion. **Hand held infants are not permitted on this ride.**

Restraint System: An individual seatbelt secures each rider across the pelvis and thighs. An individual lap bar and seatbelt secures each rider across the thighs and pelvis.

Rider Criteria: Guest with two functioning arms are sufficient instead of three functioning extremities if the guest has normal center of gravity and lower extremities are sufficiently strong to maintain proper riding posture under the dynamic conditions of the ride. Guests with a cervical collar, neck brace, braced arm cast, or full leg cast are not permitted to ride.

Rider Access: Alternate access is available at the ride exit. Riders will have to take several steps on their own or with the assistance of a companion, and be capable of stepping into the ride unit.

RAINBOW GARDEN 2 ROUND BOAT RIDE



Guest must be 42” tall to ride alone. Under 42” must ride with a supervising companion. **Hand held infants are not permitted on this ride.**

Restraint System: An individual seatbelt secures each rider across the pelvis and thighs.

Rider Criteria: Guest with two functioning arms are

sufficient instead of three functioning extremities if the guest has normal center of gravity and lower extremities are sufficiently strong to maintain proper riding posture under the dynamic conditions of the ride. Guests with a full arm cast or braced arm cast must be able to ride comfortably. Full leg cast not permitted to ride.

Rider Access: Alternate access is available at the ride exit. Riders will have to take several steps on their own or with the assistance of a companion, and be capable of stepping into the ride unit. Wheel chair lift available at exit.

SKY TRAIL MONORAIL



Guest must be 48” tall to ride or 36” tall to ride with a supervising companion. **Hand held infants are not permitted on this ride.**

Restraint System: An individual seatbelt secures each rider across the pelvis and thighs. An individual lap bar and seatbelt secures each rider across the thighs and pelvis.

Rider Criteria: Guest with two functioning arms are sufficient instead of three functioning extremities if the guest has normal center of gravity and lower extremities are sufficiently strong to maintain proper riding posture under the dynamic conditions of the ride. Guests with a full arm cast, Full leg cast or braced arm cast must be able to ride comfortably.

Rider Access: Alternate access is available at the ride exit. Riders will have to take several steps on their own or with the assistance of a companion, and be capable of stepping into the ride unit. Wheel chair lift available near entrance.

SOUTH COUNTY 20s 2 BACKROADS



Guest must be 42” to ride alone. Under 42” must ride with a supervising companion. **Hand held infants are not permitted on this ride.**

Restraint System: A shared seatbelt secures rider across the pelvis and thighs.

Rider Criteria: Guest with two functioning arms are sufficient instead of one functioning arm and one functioning leg if the guest has normal center of gravity and lower extremities are sufficiently strong to support weight against the restraint under the dynamic conditions of the ride. Guests with a full arm cast or braced arm cast must be able to ride comfortably. Full leg cast not permitted to ride.

Rider Access: Alternate access is available at the ride exit. Riders will have to take several steps on their own or with the assistance of a companion, and be capable of stepping into the ride unit.

SOUTH COUNTY 50s BACKROADS 2



Guest must be 42” to ride alone. Under 42” must ride with a supervising companion. **Hand held infants are not permitted on this ride.**

Restraint System: A shared seatbelt secures rider across the pelvis and thighs.

Rider Criteria: Guest with two functioning arms are sufficient instead of one functioning arm and one functioning leg if the guest has normal center of gravity and lower extremities are sufficiently strong to support weight against the restraint under the dynamic conditions of the ride. Guests with a full arm cast or braced arm cast must be able to ride comfortably. Full leg cast not permitted to ride.

Rider Access: Alternate access is available at the ride exit. Riders will have to take several steps on their own or with the assistance of a companion, and be capable of stepping into the ride unit.

STRAWBERRY SUNDAE 1



Guest must be 36” to ride alone. Under 36” must ride with a supervising companion. **Hand held infants are not permitted on this ride.**

Restraint System: An individual seatbelt secures all riders in the row across the thighs and pelvis. A door further encloses the ride unit.

Rider Criteria: Guest must have at least three functioning extremities. Guests with a full arm cast,

braced arm cast and full leg cast may ride comfortably.

Rider Access: Alternate access is available at the ride exit. Riders will have to take several steps on their own or with the assistance of a companion, and be capable of stepping into the ride unit.

TIMBER TWISTER COASTER 3



Guest must be 51” to ride alone or 42” to ride with a supervising companion. **Hand held infants are not permitted on this ride.**

Restraint System: An individual seatbelt secures each rider across the pelvis and thighs. An individual lap bar and seatbelt secures each rider across the thighs and pelvis.

Rider Criteria: Guest with two functioning arms are sufficient instead of three functioning extremities if the guest has normal center of gravity and lower extremities are sufficiently strong to maintain proper riding posture under the dynamic conditions of the ride. Guests with a cervical collar, neck brace, full arm cast, braced arm cast, or full leg cast are not permitted to ride.

Rider Access: Alternate access is available at the ride exit. Riders will have to take several steps on their own or with the assistance of a companion, and be capable of stepping into the ride unit.

TUBS-O-FUN 1



Guest must be under 48” to ride. **Hand held infants are not permitted on this ride.**

Restraint System: An individual seatbelt secures each rider across the pelvis and thighs. A door further encloses the ride unit.

Rider Criteria: Guest must have at least three functioning extremities. Guests with a cervical collar, neck brace, full arm cast, braced arm cast, or full leg cast are not permitted to ride.

Rider Access: Alternate access is available at the ride exit. Riders will have to take several steps on their own or with the assistance of a companion, and be capable of stepping up into the ride unit.

Attractions/Water Play Areas

BONFANTE FALLS 1



Enter the falls at the standard entrance. Children must be supervised at all times. Guests who are able to remain ambulatory may experience the entire attraction. Due to the narrow passages wheelchairs may not be able to maneuver through the walkways. Guests should be advised that they may get wet.

NOTE: Hearing devices and other electronic devices may be damaged by water. Please take necessary precautions to protect these items.

OAK PARK PLAYGROUND 1



Enter the playground through the standard entrance. Children must be supervised at all times. Guests who are able to remain ambulatory may experience the entire attraction. Due to the narrow passages and stairways, wheelchairs may not be able to maneuver through some areas of the play structure.

Water Oasis

APPROPRIATE ATTIRE

Appropriate swimwear is required. Thongs or transparent clothing are not permitted. We reserve the right to determine the appropriateness of swimwear. There can be no sharp objects, such as metal prosthesis, on the slides. Hearing devices or other electronic devices may be damaged by water. Please take the necessary steps to protect such items. Guests with glasses should wear a safety strap on the slides. Contact lenses are not recommended.

Guests requiring special accommodation should speak to a member of the Aquatics management team. Specifically designed attire made out of lycra or nylon type materials will be considered. Due to attraction

manufacturer requirements, some riding restrictions may apply.

Guests requiring special accommodation should speak to a member of the Aquatics Management Team. Specifically designed attire made out of lycra or nylon type materials will be considered. Due to attraction manufacturer requirements, some riding restrictions may apply.

SWIMDIAPERS

Swim diapers are required for Water Oasis Lagoon, Water Slides and Play Structure.

ONGOING LIFEGUARD TRAINING

In an ongoing effort to provide a safe and enjoyable waterpark experience for our guests, Gilroy Gardens routinely utilizes training exercises to improve our lifeguards' skills and vigilance. These exercises will occur during normal operating hours and may consist of the following: submersible water mannequins, the use of video surveillance equipment, internal and external audits, and active/inactive water rescues and/or first aid scenarios.

WATER PARK ATTRACTIONS

The following descriptions are designed to give you information on the type of actions caused by various rides. Each of the following attractions will identify the restrictions according to the criteria itemized above. In order to participate on most attractions, guests must have seated postural control, appropriate center of gravity, appropriate observed behavior, and the ability to enter and exit the ride safely. Specific exceptions or qualifications to those four criteria will be noted in the information provided below. If you have been authorized for Alternate Access, follow the directions listed under each ride. Please use caution when entering and exiting water park attractions as the surrounding areas may be slippery. Conveying devices, such as tubes and rafts, may be slippery and can shift during loading and unloading.

WATER OASIS LAGOON 1



A shallow fun filled water play area with interactive

water features and a maximum water depth of 18” (45.72 cm).

Rider Criteria: Guests must have the ability to enter and exit the attraction safely, maintain seated postural control, and demonstrate appropriate observed behavior. Guests who do not meet these requirements must be accompanied by a supervising companion. Guest with braced arm cast, arm cast and full leg cast are not permitted.

Rider Access: Access is available via the zero depth entry. This attraction is wheelchair accessible, although the water level may not exceed the height of the seat on the chair.

CAUTION: Water is re-circulated, DO NOT DRINK. Do not allow children that have been sick to enter water area.

WATER OASIS SLIDES 1



Guest must be 36” tall in bare feet to ride alone. Maximum weight 300 lbs. **Hand held infants are not permitted on this attraction.**

A set of two different children's body slides where riders can either choose to ride down a gentle slope and finish in the lagoon 18” depth. Single riders only.

Rider Criteria: Guests must ride feet first. Guests must have a minimum of two functioning legs and sufficient upper extremities to maintain the proper riding position. Guests with a cervical collar, neck brace, broken collar bone, full arm cast, braced arm cast, or full leg cast are not permitted to ride.

Rider Access: Access is available using the stairs only. Guest must be able to take several steps on their own and be capable of stepping in the slide unit.

WATER OASIS PLAY STRUCTURE 1



Water Oasis Play Structure is a series of staircases and platforms that have interactive water toys and features fun for all ages. There is a large bucket mounted at the top of the structure that fills up and dumps water on the entire structure below.

Rider Criteria: Small children should not be left unattended at any time. **Hand held infants must remain on the ground with supervising companion.**

Rider Access: Access is available using the stairs only.

BLUE SLIDES: Level 3 moderate thrill ride, Heart trouble/High Blood pressure, Back trouble, Pregnant, 40” height, Ambulatory symbol, No service animal symbol.

Must be 40” tall in bare feet to ride. Maximum weight 300 lbs. Single riders only.

A body slide where riders gently twist and turn in a flume while riding on their back, before finishing in a runout.

Rider Criteria: Guest must ride feet first, on their back legs crossed. Guests must have a minimum of two functioning legs and sufficient upper extremities to maintain the proper riding position. Guests with a cervical collar, neck brace, broken collar bone, full arm cast, braced arm cast, or full leg cast are not permitted on slide.

Rider Access: Access is available using the stairs only. Guest must be able to take several steps on their own and be capable of stepping in the slide unit.

GREEN SLIDES: Level 3 moderate thrill ride, Heart trouble/High Blood pressure, Back trouble, Pregnant, 40” height, Ambulatory symbol, No service animal symbol.

Must be 40” tall in bare feet to ride. Maximum weight 300 lbs. Single riders only.

A body slide where riders gently twist and turn in a flume while riding on their back, before finishing in a runout.

Rider Criteria: Guest must ride feet first, on their back legs crossed. Guests must have a minimum of two functioning legs and sufficient upper extremities to maintain the proper riding position. Guests with a cervical collar, neck brace, broken collar bone, full arm cast, braced arm cast, or full leg cast are not permitted on slide.

Rider Access: Access is available using the stairs only. Guest must be able to take several steps on their own and be capable of stepping in the slide unit.

YELLOW SLIDES: Level 3 moderate thrill ride, Heart trouble/High Blood pressure, Back trouble, Pregnant, 40" height, Ambulatory symbol, No service animal symbol.

Must be 40" tall in bare feet to ride. Maximum weight 300 lbs. Single riders only.

A body slide where riders gently twist and turn in an enclosed flume while riding on their back, before finishing in a runout.

Rider Criteria: Guest must ride feet first, on their back legs crossed. Guests must have a minimum of two functioning legs and sufficient upper extremities to maintain the proper riding position. Guests with a cervical collar, neck brace, broken collar bone, full arm cast, braced arm cast, or full leg cast are not permitted on slide.

Rider Access: Access is available using the stairs only. Guest must be able to take several steps on their own and be capable of stepping in the slide unit.

ORANGE SLIDES: Level 3 moderate thrill ride, Heart trouble/High Blood pressure, Back trouble, Pregnant, 36" height, Ambulatory symbol, No service animal symbol.

Must be 36" tall in bare feet to ride. Maximum weight 200 lbs. Single riders only.

A set of two different children's body slides where riders can either choose to ride down a gentle slope into a run out.

Rider Criteria: Guest must ride feet first, on their back legs crossed. Guests must have a minimum of two functioning legs and sufficient upper extremities to maintain the proper riding position. Guests with a cervical collar, neck brace, broken collar bone, full arm cast, braced arm cast, or full leg cast are not permitted on slide.

Rider Access: Access is available using the stairs only. Guest must be able to take several steps on their own and be capable of stepping in the slide unit.

RIDE ADMISSION POLICIES

	Seated Postural Control	Appropriate Center of Gravity	One Functioning Arm	Two Functioning Arms	One Functioning Leg	Two Functioning Legs	Two Functioning Extremities	Three Functioning Extremities	Ability to enter/exit ride safely	Appropriate Observed Behavior	Cervical Collar or Neck Brace	Broken Collar Bone	Full Arm Cast	Braced Arm Cast	Full Leg Cast	Hand-Held Infants	Minimum Height Requirement	Maximum Height Requirement	Or Accompanied By Supervising Companion [Responsible Person]	Less than _____" or accompanied by a Child	Accommodate Service Animals
Apple & Worm	Y	Y	Y	G	Y			Y	Y	Y		N	N	N	N			48"			N
Artichoke Dip	Y	Y	Y		Y			Y	Y	Y		F	F	F	N			36"			N
Balloon Flight	Y	Y	Y	G	Y			Y	Y	Y	N	F	F	F	N			36"			N
Banana Split	Y	Y	Y	G	Y			Y	Y	Y	N		N	F	N	48"					N
Big Red Engine Co.	Y	Y	Y	G	Y			Y	Y	Y		F	F	N	N		48"				N
Bulgy the Goldfish	Y	Y	Y	G	Y			Y	Y	Y		F	F	F	N		48"				N
Claudia's Carousel	C1	C1	C1		H				*	C1					C	C1				48"	Y
Bonfante Railroad Trains #31, #96	B								*	B						B			46"		Y
Garlic Twirl	Y	Y	Y		Y			Y	Y	Y	N	N	N	N	N	N	40"				N
Illions Supreme Carousel	C1	C1	C1		H				*	C1					C	C1				46"	Y
Mushroom Swing	Y	Y	Y	G	Y			Y	Y	Y	N			N	N	N	48"				N
Paddle Boats	Y	Y	*		Y		Y		Y	Y	N			N	N	N			48"		N
Panoramic Wheel	*				E				Y	*				F	F	N			48"		N
Pit Stop Racer	Y	Y	Y	G	Y			Y	Y	Y		F	F	F	N		48"				N
Quicksilver Express Mine Coaster	Y	Y	Y	G	Y			Y	Y	Y	N	N	N	N	N	N	42"		48"		N
Rainbow Garden Round Boat Ride	Y	Y	Y	G	Y			Y	Y	Y		F	F	N	N				42"		N
Sky Trail Monorail	Y	Y	Y	G	Y			Y	Y	Y		F	F	F	N	36"			48"		N
South County Backroads 20s	Y	Y	*	G1	Y		Y		Y	Y	N			F	F	N			42"		N
South County Backroads 50s	Y	Y	*	G1	Y		Y		Y	Y	N			F	F	N			42"		N
Strawberry Sundae	Y	Y	Y		Y			Y	Y	Y		F	F	F	N				36"		N
Timber Twister Coaster	Y	Y	Y	G	Y			Y	Y	Y	N	N	N	N	N	N	42"		51"		N
Tubs-O-Fun	Y	Y	Y		Y			Y	Y	Y	N	N	N	N	N	N		48"			N
Water Oasis Slides	Y	Y	E2		Y		Y		*	Y	N	N	N	N	N	N	36"				N

* Must be accompanied by a Supervising Companion.

B Must be seated with a Supervising Companion in the center of the bench.

C Must ride in the chariot.

C1 Must ride in the chariot and be accompanied by a Supervising Companion.

E Must have sufficient lower extremities to ensure the ride restraint system adequately restrains rider.

E2 Guest must have sufficient upper extremities to maintain the proper riding position.

F Cast/Brace must fit comfortably inside ride unit.

G Two functioning arms are sufficient instead of three functioning

extremities if the guest has a normal center of gravity and lower extremities are sufficiently strong to maintain proper riding posture under the dynamic conditions of the ride. Amputations must be at the knee or below.

G1 Two functioning arms are sufficient instead of one functioning arm and one functioning leg if the guest has a normal center of gravity and lower extremities are sufficiently strong to support weight against the restraint under the dynamic conditions of the ride. Amputation must be at knee or below.

H Must have the ability to straddle the ride unit.

N May not ride with this condition.

Y Must have this criteria to ride.